



District Report Card: 2017


| | |
|----------------------------|-----------------------------|
| State: Chhattisgarh | District: Surguja |
| Class: 3 | Subject: Mathematics |
| Schools: 52 | Students: 720 |


Participation/Coverage


Students

| | | | | | | | | |
|--|--------|--|-------|--|--------|--|-------|--|
| <div>GENDER</div> <div></div> | Boys | | | | Girls | | | |
| | Number | | % | | Number | | % | |
| | 365 | | 50.69 | | 355 | | 49.31 | |

| | | | | | | | | |
|---|--------|--|-------|--|--------|--|------|--|
| <div>AREA</div> <div></div> | Rural | | | | Urban | | | |
| | Number | | % | | Number | | % | |
| | 653 | | 90.69 | | 67 | | 9.31 | |

| | | | | | | | | |
|--|--------|------|--------|-------|--------|-------|--------|------|
| <div>CATEGORY</div> <div></div> | SC | | ST | | OBC | | GEN | |
| | Number | % | Number | % | Number | % | Number | % |
| | 32 | 4.44 | 448 | 62.22 | 217 | 30.14 | 23 | 3.19 |

| | | | | | | |
|--|----|----|----|------|----|-----|
| <div>CWSN</div> <div></div> | LD | VI | HI | S&LD | ID | Oth |
| | 0 | 8 | 0 | 2 | 2 | 1 |

| | | | | | | |
|--|------------|--|-------|------------------|--|------|
| <div>Management</div> <div></div> | Government | | | Government-aided | | |
| | Number | | % | Number | | % |
| | 688 | | 95.56 | 32 | | 4.44 |

Average Performance of Students in Mathematics (%)

| Overall | Gender | | Area | | Management | | Social Group | | | |
|---------|--------|--------|-------|-------|------------|-------|--------------|-------|-------|-------|
| | Male | Female | Rural | Urban | Govt. | Aided | SC | ST | OBC | GEN |
| 74.34 | 73.44 | 75.27 | 75.86 | 59.60 | 75.21 | 55.63 | 74.17 | 74.32 | 74.07 | 77.68 |

Performance on Learning Outcomes (LOs)

| Learning Outcomes | Description | Average Performance(%) |
|-------------------|---|------------------------|
| M301 | Reads and writes numbers up to 999 using place value | 67.86 |
| M302 | Compares numbers up to 999 based on their place values | 85.00 |
| M303 | Solves simple daily life problems using addition and subtraction of three digit numbers with and without regrouping | 72.84 |
| M304 | Constructs and uses the multiplication facts (up till 10) in daily life situations | 77.01 |
| M305 | Analyses and applies an appropriate number operation in the situation/ context | 75.00 |
| M306 | Explains the meaning of division facts by equal grouping/sharing and finds it by repeated subtraction | 70.97 |
| M309 | Identifies and makes 2D-shapes by paper folding, paper cutting on the dot grid, using straight lines etc. | 85.69 |
| M311 | Fills a given region leaving no gaps using a tile of a given shape | 68.68 |
| M312 | Estimates and measures length and distance using standard units like centimeters or meters & identifies relationships | 36.52 |
| M317 | Reads the time correctly to the hour using a clock/watch | 88.75 |
| M318 | Extends patterns in simple shapes and numbers | 63.41 |
| M319 | Records data using tally marks, represents pictorially and draws conclusions | 83.33 |

| Range of Performance of Students who Answered Correctly | | | | | | | |
|---|------|-----------|------|-----------|-------|-----------|-------|
| Below 30% | | 30% - 50% | | 50% - 75% | | Above 75% | |
| Number | % | Number | % | Number | % | Number | % |
| 37 | 5.14 | 65 | 9.03 | 215 | 29.86 | 403 | 55.97 |

Lowest Performing Learning Outcomes (LOs)

- 1 - Estimates and measures length and distance using standard units like centimeters or meters & identifies relationships (36.52)
- 2 - Extends patterns in simple shapes and numbers (63.41)
- 3 - Reads and writes numbers up to 999 using place value (67.86)
- 4 - Fills a given region leaving no gaps using a tile of a given shape (68.68)
- 5 - Explains the meaning of division facts by equal grouping/sharing and finds it by repeated subtraction (70.97)